

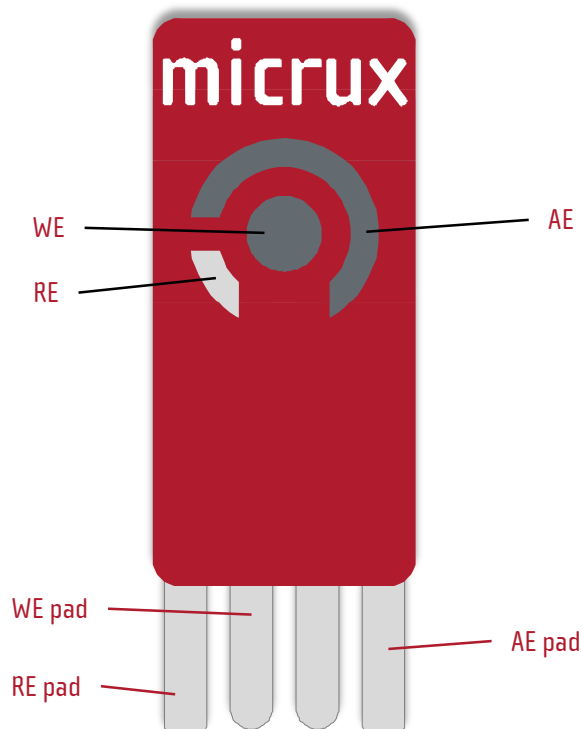


Thick-film Platinum Single-Electrodes



Thick-film platinum electrodes (*ED-51PE-Pt*) are fabricated by printing technologies on a flexible and high-resist PET or a rigid ceramic substrate. These low-cost and disposable electrochemical sensors enable the use of **small sample volume**.

» Thick-film based-electrode features



Printing technologies enable the manufacture of planar electrodes suitable for working with sample microdrop.

» Standard dimensions:	27.5 x 10.1 mm
» Substrate:	PET (white) / Ceramic (Al_2O_3)
» Substrate thickness:	250 μm / 380 μm
» WE dimensions:	3 mm \varnothing (7,1 mm ²)
» Sample volume:	20 – 50 μL
» Electrode material	
Working electrode (WE):	Platinum
Reference electrode (RE):	Silver
Auxiliary electrode (AE):	Platinum

» Thick-film electrode packs

Thick-film 51PE electrodes are supplied in **50 units packs**. They should be stored at room temperature in a dry place.

» Applications


Printed electrodes are a suitable tool for **multiple applications**, providing many advantages such as low-cost, disposable, low reagent consumption as well as non-tedious pre-cleaning procedures.

Electroanalysis	Nanotechnology	Biosensors	Flow Analysis Systems
<ul style="list-style-type: none"> ✓ Study EC reactions ✓ Trace EC analysis ✓ In-vivo measurements 	<ul style="list-style-type: none"> ✓ Modified electrodes ✓ New nanostructures ✓ New nanomaterials 	<ul style="list-style-type: none"> ✓ EC transducers ✓ New recognition elements ✓ POC / wearable systems 	<ul style="list-style-type: none"> ✓ FIA Systems ✓ HPLC ✓ Capillary Electrophoresis



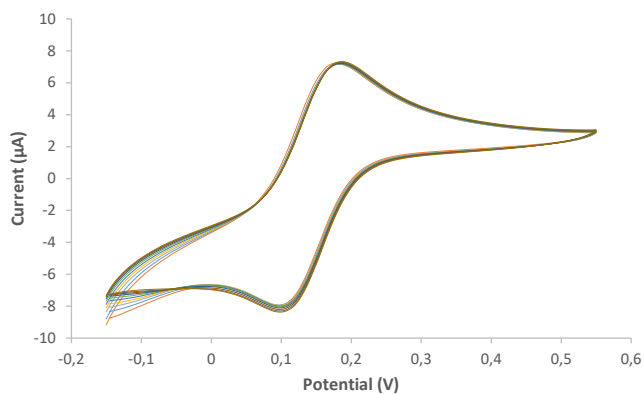
» Electrochemical cell

Platinum (*Ref. ED-51PE-Pt*) thick-film electrochemical sensors are based on a classical three-electrodes (working – WE, reference – RE and auxiliary – AE) approach.

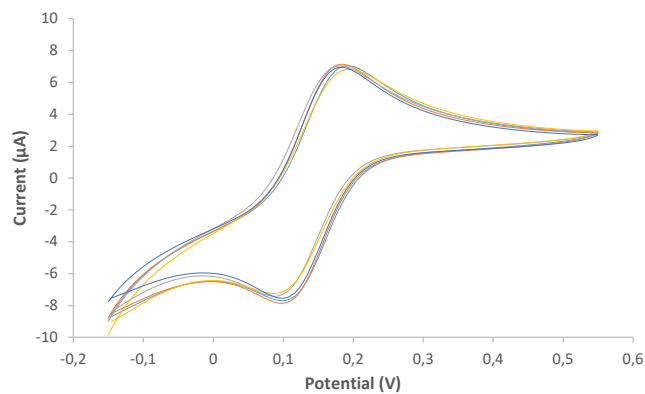


Printed-based electrodes are very useful in order to avoid tedious polishing of traditional solid electrodes, and make easier the development of chemical-sensors and bio-sensors for field analysis.

» Thick-film platinum-based electrodes performance



Successive cyclic voltammograms for 1 mM $K_4Fe(CN)_6$ in 0.1 M KCl at the **same** thick-film platinum electrode (*ED-51PE-Pt20*).
 $v = 50$ mV/s, $n = 10$, $RSD = 1\%$

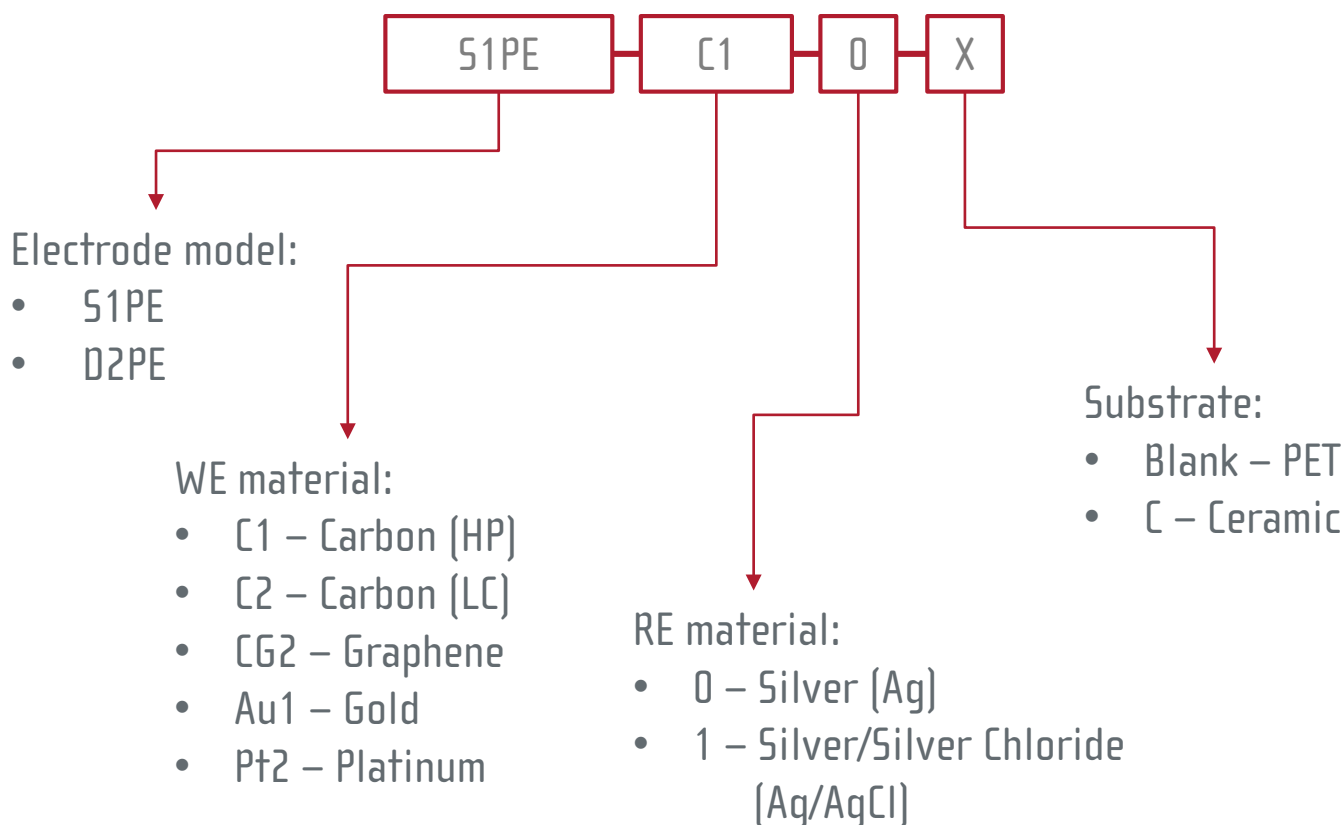


Cyclic voltammograms for 1 mM $K_4Fe(CN)_6$ in 0.1 M KCl at **different** thick-film platinum electrodes (*ED-51PE-Pt20*).
 $v = 50$ mV/s, $n = 10$, $RSD = 3\%$.

» Thick-film electrodes selection

Screen-printed single electrodes (S1PE) are available in different materials (substrates and electrodes).

SKU	Substrate	WE	RE	AE
» ED-S1PE-C10	PET	Carbon	Silver	Carbon
» ED-S1PE-C10C	Ceramic	Carbon	Silver	Carbon
» ED-S1PE-C20	PET	Carbon	Silver	Carbon
» ED-S1PE-C20C	Ceramic	Carbon	Silver	Carbon
» ED-S1PE-C21	PET	Carbon	Silver/Silver Chloride	Carbon
» ED-S1PE-C21C	Ceramic	Carbon	Silver/Silver Chloride	Carbon
» ED-S1PE-CG20	PET	Graphene	Silver	Graphene
» ED-S1PE-CG20C	Ceramic	Graphene	Silver	Graphene
» ED-S1PE-CG21	PET	Graphene	Silver/Silver Chloride	Graphene
» ED-S1PE-CG21C	Ceramic	Graphene	Silver/Silver Chloride	Graphene
» ED-S1PE-Au10	PET	Gold	Silver	Gold
» ED-S1PE-Au10C	Ceramic	Gold	Silver	Gold
» ED-S1PE-Pt20	PET	Platinum	Silver	Platinum



Note: All combinations are NOT available. Please always check the availability for your specific needs.


Thick-film electrodes



» Thick-film electrodes related accessories

Different **connectors** for interfacing the printed electrodes with any commercial potentiostat are also available at MicruX.

» CABLE connector (ED-SPE-CABLE)



The **CABLE connector** (*Ref. ED-SPE-CABLE*) provides an interface between the electrodes (up to four contact pads) with the potentiostat, enabling the use of microvolume (20 – 50 μ L sample drops) or dipping into a solution. The cable ends are available with **2 mm female or male bananas**.

Dimensions: 50 cm long

» BOX Connector (ED-SPE-BOX)



The small **BOX connector** (*Ref. ED-SPE-BOX*) provides an interface between the electrodes (up to four contact pads) with any kind of potentiostat, enabling the use of microvolume (20 – 50 μ L sample drops). The interface ends are available with **2 mm female bananas**.

Dimensions: L58 x W40 x H15 mm



Mora-Garay Industrial Park
Juan de la Cierva, 2C, Bldg. # 6
33211 · Gijón (Asturias) · SPAIN

Phone/FAX: +34 984151019

E-mail: info@micruxfluidic.com

Web: www.micruxfluidic.com

